


BOOK B



TEACHERS RESOURCE BOOK

DEVELOPING LITERACY



Diane Henderson



Teachers resource book – Book B

Published by Prim-Ed Publishing 2013

Copyright© Diane Henderson and Rosemary Morris 2012

PR-41659

Titles available in this series:

Teachers resource book – Book A
Teachers resource book – Book B
Teachers resource book – Book C
Teachers resource book – Book D
Teachers resource book – Book E
Teachers resource book – Book F
Teachers resource book – Book G

Also available in this series:

The English workbook – Book A
The English workbook – Book B
The English workbook – Book C
The English workbook – Book D
The English workbook – Book E
The English workbook – Book F
The English workbook – Book G

Published by
Prim-Ed Publishing 2013

www.prim-ed.com

This master may only be reproduced by the original purchaser for use with their class(es). The publisher prohibits the loaning or onselling of this master for the purposes of reproduction.

Copyright Notice

Blackline masters or copy masters are published and sold with a limited copyright. This copyright allows publishers to provide teachers and schools with a wide range of learning activities without copyright being breached. This limited copyright allows the purchaser to make sufficient copies for use within their own education institution. The copyright is not transferable, nor can it be onsold. Following these instructions is not essential but will ensure that you, as the purchaser, have evidence of legal ownership to the copyright if inspection occurs.

For your added protection in the case of copyright inspection, please complete the form below. Retain this form, the complete original document and the invoice or receipt as proof of purchase.

Name of Purchaser:

Date of Purchase:

Supplier:

School Order# (if applicable):

Signature of Purchaser:

Prim-Ed Publishing follows the guidelines for punctuation and grammar as recommended by the *Style manual for authors, editors and printers, 2002, 6th edn.*

Note, however, that teachers should use their own guide if there is a conflict.

Internet websites

In some cases, websites or specific URLs may be recommended. While these are checked and rechecked at the time of publication, the publisher has no control over any subsequent changes which may be made to webpages. It is *strongly* recommended that the class teacher checks *all* URLs before allowing pupils to access them.

View all pages online

Website: www.prim-ed.com

Procedure 1 How to play hopscotch: pages 1–13

Page 2

Teacher check

Page 3

- How to play hopscotch.
- The procedure tells you how to play hopscotch.
- chalk, an even surface, stones
- 7
- Take, Throw, Hop, Jump, Jump, Pick, Throw
- verbs
- Answers may vary

Page 4

Read

- (a) yes (b) no
(c) yes (d) no

Read and think

- 1.–2. Answers may vary.
Teacher check.

Page 5

Think

Teacher check

Page 6

- A (b) B (c) C (f)
D (d) E (g) F (a)
G (e) H (h) I (i)

Page 7

- snakes – ladders, noughts – crosses, hide – seek, cat – mouse, cops – robbers, hot – cold
- (a) tennis (b) football
(c) basketball (d) running
(e) swimming (f) hockey
(g) golf (h) rowing

Page 8

- Teacher check
- (a) ask (b) once
(c) want (d) both
(e) help (f) his
(g) her (h) give

Page 9

- (a) your (b) they
(c) none (d) done
(e) there (f) this
(g) where (h) many
- (a) Who
(b) Which
(c) What
(d) Why/When/How
(e) Where

Page 10

- (a) Take (b) Throw
(c) Hop (d) Jump
(e) Pick (f) Miss
- Answers may vary. Teacher check.
- quickly – slowly, heavily – lightly, softly – loudly, happily – sadly, carefully – carelessly

Page 11

Teacher check

Page 12

Teacher check

Page 13

Test

- (a) you (b) they
(c) many (d) help
- (a) your (b) done
(c) where
- (a) Where (b) Who
(c) What (d) Why
- (a) carefully (b) high
(c) nicely
- quickly – slowly, heavily – lightly, happily – sadly
- (a) How old are you?
(b) I live in a blue house.
(c) Which one do you want?

Recount 1 Going fishing: pages 14–25

Page 15

Teacher check

Page 16

- Going fishing
- At the river
- Dad and the boy
- Answers may include:
went to the river, baited the hooks, the hook went into Dad's finger, put their lines in the water, yelled, brought in the fish, put more bait on, put the line back in the water, caught another fish, went home
- Teacher check

Page 17

Read

- (a) no (b) yes
(c) no (d) yes
(e) yes (f) no

Read and think

- (1) They went to the river.
(2) Dad put the bait on his hook.
(3) The boy felt a tug on his line.
(4) The boy caught 10 fish.
(5) Dad was sad.
- Answers may include:
(a) The hook could go in your finger, your eye, or hurt someone.
Hooks are sharp, dangerous and hard to remove.
(b) The hook went into it.

Page 18

Think

- Answers may include:
(a) He caught ten big fish. He caught all the fish. He learnt how to fish.
(b) He didn't catch any fish. The hook went into his finger. He didn't do very well.
(c) Teacher check
- (a) – (b) Teacher check

Page 19

- (a) mother (b) father
(c) river (d) finger

- (e) water
 2. (a) put (b) said
 (c) very (d) all
 (e) soon (f) happy
 3. I am a fish.

Page 20

1. (a) – (e) bar, jar, star, far, car
 2. herb, mother, perch, river, herd, father

Page 21

3. (a) bird (b) dirt
 (c) shirt (d) girl
 (e) skirt (f) third
 4. Teacher check
 5. (a) burn (b) fur
 (c) purse (d) hurt

Page 22

1. Places: home, beach, school
 People: mum, teacher, boy
 Things: ball, nest, cake
 2. Answers may vary. Teacher check.

Page 23

Teacher check

Page 24

Teacher check

Page 25

Test

1. (a) park (b) star
 (c) farm (d) car
 2. river, fern, herb
 3. (a) girl (b) bird
 (c) skirt (d) dirt
 4. Teacher check
 5. (a) hurt (b) furry
 (c) purse (d) nurse
 6. Place: school, People: doctor,
 Thing: toy
 7. Answers may vary. Teacher check.

**Exposition 1
 Talking in class:
 pages 26–39**

Page 27

Teacher check

Page 28

1. Talking in class
 2. He/She wants to be able to talk in class.
 3. Answers may include:
 We learn by talking to people.
 His/Her brother learns a lot by using 'Think, Pair, Share'.
 Listening is boring.
 Talking helps you to concentrate.
 If we weren't meant to talk, why do we have tongues?
 4. All teachers must let us talk.

Page 29

Read

1. (a) no (b) yes
 (c) yes (d) yes
 (e) yes

Read and think

1.–3. Answers will vary.

Page 30

Think

Teacher check

Page 31

1.–2. Teacher check

Page 32

3. (a) (i) toothbrush
 (ii) cowboy
 (iii) seashell
 (iv) goldfish
 (b) (i) fire + place
 (ii) straw + berry
 (iii) home + work
 (iv) up + stairs
 (v) scare + crow

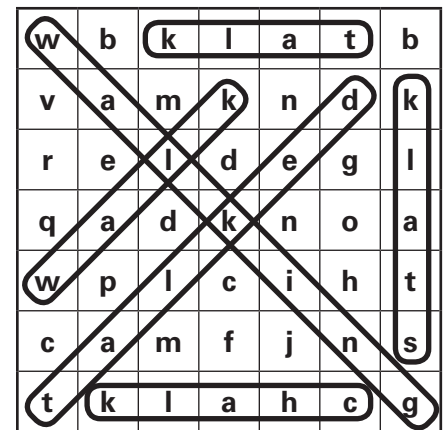
Page 33

1. (a) house (b) mouth
 (c) round (d) cloud

- (e) shout (f) ground
 2. (a) down (b) brown
 (c) clown (d) cow
 3. Teacher check
 4. (a) cook (b) Look
 (c) book (d) wood

Page 34

5. (a) paw (b) lawn
 (c) claw (d) fork
 (e) saw (f) short
 (g) corn (h) sport
 (i) storm (j) jaw
 6. Teacher check
 7.



8. (a) 2 (b) 3
 (c) 2 (d) 2
 (e) 1 (f) 2

Page 35

1. (a) and (b) and
 (c) and, but (d) because
 2. (a) My friend is pretty and kind.
 (b) My cat eats chicken but doesn't eat fish.
 (c) We looked carefully as we crossed the road.

Page 36

Teacher check

Page 37

Teacher check

Page 38

Test

1. (a) mouse (b) sound
 (c) south (d) shout

- (a) now (b) town
(c) crown (d) owl
- Teacher check
- (a) took (b) stood
(c) foot (d) shook

Page 39

- (a) jaw (b) corn
(c) torn (d) prawn
- Teacher check
- (a) 3 (b) 2
(c) 1 (d) 2
(e) 4 (f) 1
- (a) We stopped as the truck passed.
(b) I like tomatoes and carrots.
(c) He is big and strong but he isn't mean.

Narrative 1 Prince Hal and the dragons: pages 40–54

Page 41

Teacher check

Page 42

- Prince Hal and the dragons
- (a) Prince Hal
(b) in the mountains
- (a) He was sad and lonely.
(b) He was mean and attacked people.
- (a) Hal made friends with the sad dragon and had fun with him.
(b) He had to find and slay a dragon.
- (a) He found a friend.
(b) He killed him.
- Teacher check

Page 43

Read

- (a) yes (b) no
(c) yes (d) yes
(e) no

Read and think

- 1–3. Answers will vary.

Page 44

Think

- Teacher check
- Answers may include:
Same: physical features, habitat
Different: personality, size

Page 45

- (a) ice (b) snow
(c) bat (d) owl
(e) feather (f) night
- grass – green, sky – blue, chocolate – brown, sun – yellow, elephant – grey, snow – white, tomato – red, grapes – purple, carrot – orange, tongue – pink

Page 46

- cave, dragon, fight, knight, prince, sword
- king – queen, prince – princess, man – woman, boy – girl, father – mother, son – daughter, uncle – aunt, grandfather – grandmother

Page 47

- lamb, half, palm, comb, knight, knot, calf, knee, climb, thumb**
- (a) knock (b) calm
(c) knew (d) numb
(e) gnocchi (f) limb

Page 48

- (a) gnome (b) thumb
(c) knot (d) knife
(e) knee (f) climb
- (a) (i) boxes (ii) buses
(iii) crosses (iv) wishes
(v) lunches (vi) bosses
(vii) foxes (viii) beaches
(ix) dishes
(b) (i) tomatoes (ii) heroes
(iii) potatoes (iv) echoes
(v) buffaloes
(c) (i) pianos (ii) banjos
(iii) sopranos (iv) cellos
(v) radios (vi) videos

Page 49

- Teacher check
- heavy – light, far – near, ugly – beautiful, big – small, short – tall, wet – dry, hot – cold, sad – happy

Page 50

- (a) 'Stop!' called the police officer.
(b) 'Can you help me?' asked Mum.
(c) 'Welcome back!' my friend shouted.
(d) Tom whispered, 'Can you see it?'
(e) The boy yelled, 'Come back here!'
- Teacher check.

Page 51

Teacher check

Page 52

Teacher check

Page 53

Test

- thumb, knot, gnome**
- (a) half (b) climb
(c) know
- (a) lamb (b) calf
- (a) boxes (b) crosses
(c) lunches (d) wishes
(e) buses (f) bushes
- (a) tomatoes (b) potatoes
(c) pianos (d) banjos
(e) echoes (f) radios

Page 54

- Teacher check
- low – high, fast – slow, happy – sad
- (a) 'Slow down', his friend called.
(b) Bob asked, 'Where are you going?'
- Teacher check

Report 1
Ice-cream: pages 55–67

Page 56

Teacher check

Page 57

- Ice-cream
- A sweet frozen dessert.
- cream, milk
- emperor, Polo, Charles I
- ways, toppings
- flavours
- anywhere, time, ice-cream

Page 58

Read

- Ice-cream is a sweet frozen dessert.
Most ice-creams have some sugar.
Ice-cream comes in many flavours.
I like ice-cream.
Ice-cream can be eaten anywhere.

Read and think

- The ice-cream would melt in the cupboard.
- Answers may include:
Most ice-cream is made from ice and cream.
Ice-cream is frozen like ice and is creamy.
- Answers may include:
It would have been hot in summer and they didn't have freezers.
Freezers had not been invented.
There wasn't electricity then for freezers.
They couldn't keep it cold in summer.
- Answers may include:
He thought it was too good for ordinary people.
He wanted to keep it for the most important people.

Page 59

Think

Teacher check

Page 60

- strawberry, pineapple, grapefruit, beetroot, pumpkin, mushroom
- banana, caramel, chocolate, lime, neapolitan, strawberry, vanilla

Page 61

3. Answers may include:

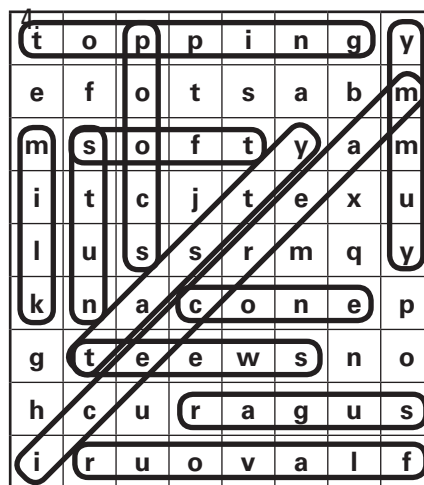
sight: colourful, round, white, soft, melty

hearing: crunch, slurp

smell: nice, minty, sweet

touch: sticky, soft, melty, cold

taste: nice, tasty, minty, delicious, sweet, yummy, cold



Page 62

- (a) Teacher check
(b) 'c' as in kite – cut, can, call, cart, craft, cat, cake, count
'c' as in ice – cent, circle, cycle, centre, cell, celery, cyclone, circus
(c) e, i, y
- (a)–(b) Teacher check
(c) face, race, lace, space, trace

Page 63

- (a) These words should be circled: gentle, giant, gym, germ, gypsy, ginger
(b) e, i, y
- (a) Teacher check
(b) (i) cage (ii) page (iii) age (iv) stage
- (a) wives (b) wolves
(c) lives (d) calves
(e) halves (f) shelves

Page 64

- Teacher check drawing.
(a) inside (b) behind
(c) near (d) over
(e) above (f) between

Page 65

Teacher check

Page 66

Teacher check

Page 67

Test

- (b) 'c' as in kite – cart, call, cub, cut
'c' as in ice – city, cent, cell, celery
- place, space, trace
- (a) Teacher check
(b) These words should be circled: giant, giraffe, germ
- (a) age (b) page
(c) cage
- (a) elves (b) knives
(c) wolves

Procedure 2
Humpty Dumpty
biscuits: pages 68–81

Page 69

Teacher check

Page 70

- Humpty Dumpty biscuits
- To make Humpty Dumpty biscuits

- These ingredients should be drawn and labelled: biscuits, Smarties®/M&Ms®, icing sugar, jelly beans, chocolate sprinkles, water, food colouring, a bowl, a spoon, a knife
- 7
- Place, Add, Add, Spread, Dip, Decorate, Enjoy
- They look and taste good.

Page 71

Read

- (a) yes (b) no
(c) yes (d) no
(e) yes

Read and think

- 1–3. Teacher check

Page 72

Think

Teacher check

Page 73

- (a) biscuits (b) colouring
(c) decorate (d) sprinkles
- (a) spoon (b) knife
(c) icing (d) mouth
- | | | | | | | | | |
|---|---|---|---|---|---|---|---|---|
| b | | | | | | | | |
| m | o | u | t | h | | | | |
| w | | | | | | | | |
| j | e | l | l | y | b | e | a | n |
| i | | | | | | | | |
| s | p | o | o | n | | | | |
| c | | | | | | | | |
| u | | | | | | | | |
| k | n | i | f | e | | | | |
| t | | | | | | | | |

Page 74

- (a) mate (b) robe
(c) tube (d) fine
(e) cane (f) note
(g) cute (h) pine
(i) mane (j) ride
- These pictures should be circled: hide, tune, race, face, rope, cake, drive, June, spade, bone

Page 75

- (a) a (b) o
(c) e (d) o
(e) o (f) u
(g) i (h) a
(i) e
- (a) tail (b) toad
(c) seat (d) tie
(e) tube (f) dream
(g) rain (h) pies

Page 76

- (a) These verbs should be circled: writing, putting, riding, watching, skipping, reading, climbing
(b)–(f) Teacher check
- Place, Add, Spread, Dip, Decorate, Enjoy
- Teacher check

Page 77

- Teacher check
- (a) always (b) never
(c) today (d) later
- (a) outside (b) there
(c) nearby (d) downstairs

Page 78

Teacher check

Page 79

Teacher check

Page 80

Test

- (a) rode (b) wine
(c) note (d) tube
(e) mate (f) shine
- These pictures should be circled: snake, cube, rake, bone, rope, spine, kite, tune
- (a) o (b) e
(c) a (d) i
- (a) ties (b) bait
(c) load (d) dream

Page 81

- (a) running (b) sitting
(c) flying (d) meeting

- Teacher check
- Answers may vary. Teacher check.
- (a) outside (b) nearby
(c) forwards.

Recount 2 Sleepover: pages 82–94

Page 83

Teacher check

Page 84

- Sleepover
- At the boys' homes
- the boy, his mum, his brother, Owen and his mum
- Answers may include: He felt happy. He ran home to tell Mum. He helped his Mum pack his bag. He picked up Stretch. He put him in the bag. His brother grabbed Stretch and pulled him out of the bag. His brother said Owen would laugh. He put Stretch back on the bed. He felt sad. He went to Owen's house. They played football and had a swim. They had pizza for tea. They played computer games. He cleaned his teeth and went to bed. He hid Stretch. They talked and told jokes. Owen's mum told them to go to sleep. She gave them a hug and said goodnight to Floppy and Stretch.
- Teacher check

Page 85

Read

- Owen
- Answers may include: clean shorts, a T-shirt, some underwear, pyjamas, toothbrush, comb, bag, Stretch
- Giraffe
- Played football and had a swim.
- He said Owen would laugh and think he was a baby.

Read and think

- (a)–(b) Teacher check
- In bed with Owen.
- He thought Owen would laugh.
- She guessed he would bring a toy with him.

Page 86

Think

Teacher check

Page 87

- after, before, morning, night, Saturday, week
- before – after, night – morning, backward – forward, clean – dirty, asleep – awake, happy – sad, always – never, laugh – cry
- (a) cat (b) dog
(c) horse (d) giraffe
(e) rabbit (f) tiger

Page 88

- (a) I am a giraffe.
(b) I am a rabbit.
- Teacher check

Page 89

- (a) cake – a-e train – ai
rail – ai way – ay
play – ay main – ai
bake – a-e mane – a-e
sail – ai lay – ay
stay – ay name – a-e
hay – ay tail – ai
gave – a-e
(b) a-e, ai, ay
- (a) cave (b) pay
(c) away (d) same
(e) mail (f) snail
(g) wait (h) lake
(i) clay (j) plain
- (a) We, beach
(b) She, feel, puppy
(c) three
(d) baby, me
(e) see, seat
(f) key
(g) silly, monkey, tree
(h) clean, green

Page 90

- (a) lots, sheep
(b) fish
(c) trout
(d) deer
- (a) glasses (b) scissors
(c) binoculars (d) jeans
(e) trousers (f) pyjamas

Page 91

- (a)–(f) Teacher check
- (a) Tom Brown, Ireland
(b) Dublin
(c) Roald Dahl
(d) Dick Jones, Monopoly®
(e) Cork
(f) Joe's Pizzas
- The following should be circled:
Lough Derg, Africa, Paris,
Jenny Black, Parkfield Primary,
Gulliver's travels, August

Page 92

Teacher check

Page 93

Teacher check

Page 94

Test

- snake – a-e rain – ai
day – ay trail – ai
bake – a-e away – ay
fake – a-e play – ay
- (a) take (b) stay
(c) plain (d) wait
(e) make (f) today
- (a) He, three
(b) puppy, tree
(c) monkey
- (a) lots, fish (b) sheep
- (a) glasses (b) pyjamas
(c) jeans
- (a)–(b) Teacher check
- (a) Clare Street
(b) September

Exposition 2 Learn to swim: pages 95–109

Page 96

Teacher check

Page 97

- Learn to swim
- The writer thinks that everyone must learn to swim.
- People should learn to swim because hundreds of **children** and **adults** drown **every year**. Lives would be saved if more people **had learnt how to swim**. Very young people can **learn to swim**. Old people can **learn to swim**. If you are not frightened of water you can **do great things**.
- You must learn to swim. It could **save** your life or someone else's **life** and there are lots of **great water sports** you can do.

Page 98

Read

- Lots of people fall into rivers and dams.
Lives can be saved if people learn to swim.
Babies can learn to swim.
People can drown in the sea and in pools.
Water activities are fun if you're not frightened.
Learning to swim saves lives.

Read and think

- 1.–3. Teacher check

Page 99

Think

Teacher check

Page 100

- (a) someone, sailboat, upstairs, today, playtime, sunshine, strawberry, scarecrow,

(b) Answers may include:

- (i) football, footpath, footprint, footstep
- (ii) toothbrush, toothpaste, toothpick, toothless
- (iii) anywhere, anytime, anyone, anyhow, anybody, anything
- (iv) raincoat, rainbow, rainfall

2. (a) for (b) sun
(c) one (d) been
(e) toe

Page 101

3. (a) swimming
(b) surfing
(c) canoeing
(d) diving
(e) fishing
(f) sailing

4. Answers will vary.

Page 102

1. (a) shine – i-e spied – ie
wide – i-e try – y
my – y lied – ie
ride – i-e fry – y
dry – y bike – i-e
spy – y tie – ie
line – i-e by – y
bite – i-e dried – ie
- (b) (i) hide (ii) cry
(iii) pie (iv) mine
(v) tried (vi) spy
(vii) why (viii) like
(ix) lie
- (c) (i) mine (ii) wide
(iii) fine (iv) dive
(v) like
2. (a) row – ow road – oa
throw – ow so – o
throne – o-e grow – ow
toad – oa crow – ow
no – o rode – o-e
go – o home – o-e
rose – o-e goat – oa
know – ow poke – o-e

Page 103

2. (b) (i) rode (ii) tow
(iii) know (iv) sew
(v) throne
3. (a) (i) can + not
(ii) he + will
(iii) could + not
(iv) there + is, there + has
(v) will + not
- (b) (i) won't (ii) it's
(iii) Here's (iv) Don't
(v) We've

Page 104

4. (a) babies (b) daisies
(c) puppies (d) tries
(e) lollies (f) spies
(g) bunnies (h) ponies
(i) parties (j) berries

Page 105

Teacher check

Page 106

1. and, and, but, but, and, but
2. (a) and (b) and
(c) and, but
3. (a) My bike is old but it can still go fast.
(b) I love my teddy because it is soft and cuddly.
(c) He was playing on his computer when Mum called him.

Page 107

Teacher check

Page 108

Teacher check

Page 109

Test

1. tide – i-e try – y
ride – i-e fried – ie
lie – ie my – y
2. (a) drive (b) line
3. boat – oa groan – oa
hope – o-e tow – ow
throw – ow moan – oa

4. (a) rode, road
(b) know, no
5. (a) we + have
(b) he + is, he + has
(c) do + not
(d) she + will
6. (a) parties (b) lollies
(c) tries (d) ponies
(e) spies

Narrative 2 Our pets: pages 110–124

Page 111

Teacher check

Page 112

1. Our pets
2. (a) at school
(b) Jake and his pet
(c) his teacher, his class and their pets
3. (a) It was pet day.
(b) Jake's pet was scary and looked as if it might bite.
4. Does it have a name? Another name? What might that be?
5. Jake's pet was a crocodile.

Page 113

Read

1. green
2. yes
3. no
4. Africa
5. Miss

Read and think

1. a crocodile
2. They saw his pet.
3. no
4. (a) – (b) Teacher check
5. It had lots of teeth and she thought it might bite.
6. It was on a lead.
7. (a) yes
(b) It says that some pets had feathers.

Page 114

Think

Teacher check

Page 115

1. paws – claws, there – hair,
tame – name, terrier – scarier,
bite – might

Teacher check additional
rhyming words

2. Answers may include:
(a) fish
(b) dogs, cats, horses, cows,
monkeys
(c) birds

Page 116

3. 12
4. (a) mouse (b) rabbit
(c) dog (d) kitten
(e) snake (f) frog
(g) puppy (h) bird
5. (a) Answers may include: fish,
tadpoles, turtles, snails,
frogs
(b) Teacher check

Page 117

1. blue – ue true – ue
glue – ue clue – ue
untrue – ue
2. (a) grew (b) crew
(c) chew (d) screw
(e) drew (f) brew
(g) threw (h) blew
3. moon, boot, shoot, cool, spoon,
roof, pool, room
4. (a) chair, there
(b) Where, pair
(c) Somewhere, stairs

Page 118

5. (a) swan (b) watch
(c) wand (d) swamp
(e) wand (f) wash
6. (a) bread – head, ready –
steady, weather – feather,
treading – spreading,
leathery – feathery
(b) 'ea' should be circled

7. (a) feet (b) teeth
(c) children (d) men
(e) geese (f) people

Page 119

1. (a)

t	b	v	r	e	h	t	a	e	l
a	q	c	q	s	r	t	n	a	e
l	r	l	u	g	l	y	t	u	b
l	s	u	r	r	v	d	n	e	w
t	n	e	c	f	l	h	k	g	c
r	e	t	t	b	w	y	e	h	k
n	m	s	s	e	l	r	i	a	h
s	c	a	r	y	e	d	s	f	g

- (b) (i) ugly
(ii) green, leathery
(iii) new
(iv) hairless, scary
(v) curly
(vi) tall

Page 120

2. Teacher check
3. (a) high, higher, highest
(b) bright, brighter, brightest
(c) warm, warmer, warmest
(d) poor, poorer, poorest
(e) dark, darker, darkest
(f) small, smaller, smallest
(g) green, greener, greenest
(h) deep, deeper, deepest
(i) full, fuller, fullest

Page 121

Teacher check

Page 122

Teacher check

Page 123

Test

1. blue – ue grew – ew
moon – oo glue – ue
pool – oo clue – ue
blue – ew boot – oo
untrue – ue soon – oo
crew – ew true – ue
screw – ew chew – ew
loot – oo threw – ew

2. (a) pair, there (b) where, fairy
(c) hair, fair (d) stairs, there
3. (a) wand (b) swan
(c) wash (d) watch
4. feathery – leathery,
bread – head, ready – steady,
spreading – treading

Page 124

5. (a) feet (b) teeth
(c) men (d) geese
6. (a) scary, green
(b) curly
(c) ugly
(d) leathery
(e) new
7. (a) rich, richer, richest
(b) poor, poorer, poorest
(c) light, lighter, lightest
(d) new, newer, newest
(e) short, shorter, shortest
(f) green, greener, greenest

Report 2

Spiders: pages 125–138

Page 126

Teacher check

Page 127

1. Spiders
2. Arachnids
3. Answers may include:
(a) They have two body parts –
abdomen and thorax, eight
legs, skeleton on outside,
can be many colours and
females are usually bigger
than the males
(b) In almost every habitat in
the world.
(c) eat insects, spin webs, lay
eggs
4. (a) spiders
(b) insects, useful

Page 128

Read

1. (a) two (b) eight
(c) skeleton (d) female, male

Read and think

- (a) no (b) yes
(c) no (d) yes
- Teacher check

Page 129

Think

Spiders – 8 legs, no antennae, no wings, 2 body parts, can spin webs

Insects – 6 legs, has antennae, usually have wings, 3 body parts

Both – can be useful, found in many places, different colours, usually small, can be harmful, many different types

Page 130

- (a) web (b) legs
(c) thorax (d) eggs
(e) spider (f) baby
(g) arachnid
- Male – billy, rooster, ram, lion, tiger, stallion, bull
Female – cow, hen, tigress, ewe, mare, nanny, lioness
- abdomen, legs, skeleton, spinneret, thorax, web
- male – female, big – small, hot – cold, wet – dry, old – young, fast – slow

Page 131

- Teacher check
- (a) they, any, many
(b) the, they, them
(c) was, saw, the, one, any

Page 132

- (a) What (b) Where
(c) Who (d) When
(e) What
- (a) they (b) you
(c) some (d) done
(e) was (f) one
- Teacher check

Page 133

- (a) in (b) by
(c) under (d) on
(e) next to (f) between
(g) in front of
Teacher check picture.

Page 134

- (a) with (b) by
(c) around (d) through
(e) up
- (a) off (b) down
(c) out (d) outside
(e) over (f) after
- Teacher check

Page 135

Teacher check

Page 136

Teacher check

Page 137

Test

- Teacher check
- (a) What (b) Who
(c) When
- (a) them (b) one
(c) some
- (a) with (b) around
(c) by (d) among

Page 138

- (a) under (b) next to
(c) on (d) between
Teacher check picture.
- (a) on (b) up
(c) inside (d) below